


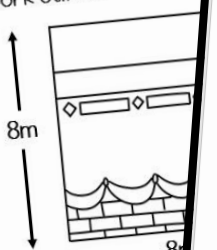
Hajj Maths activity pack

The Ka'bah

The Ka'bah is in the shape of a cuboid. 3D rectangular shape. Can you label the following 3D shape keywords: Face, Edge.




Can you work out the area of the Ka'bah?



Area of a square = Base x height

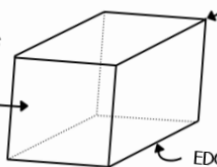
The Ka'bah

Draw arrows to show where the vertex edges of the Ka'bah are. Use the picture below of the bottom of the Ka'bah if you need help.

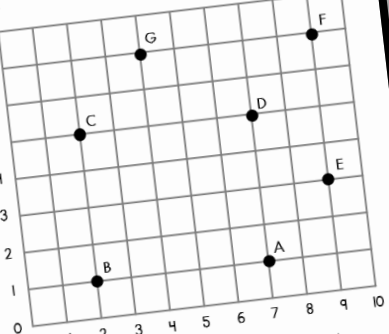


The Ka'bah is in the shape of a cuboid. A cuboid is a rectangular shape. Look at the cuboid below and fill in the blanks.

Fill in the blanks below:
 The Ka'bah has faces
 The Ka'bah has vertices
 The Ka'bah has edges



Hajj coordinates

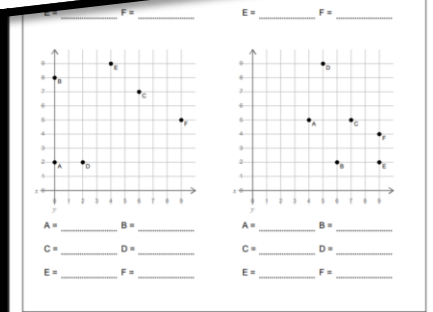


Y
8
7
6
5
4
3
2
1
0

X
0 1 2 3 4 5 6 7 8 9 10

A = (.....) E = (.....)
 B = (.....) F = (.....)
 C = (.....) G = (.....)
 D = (.....)

First, find the coordinates. Then, using your pencil start at A, and join the letters in the following order: A, B, C, D, A, E, F, D, F, G, C
 What is the hidden picture?

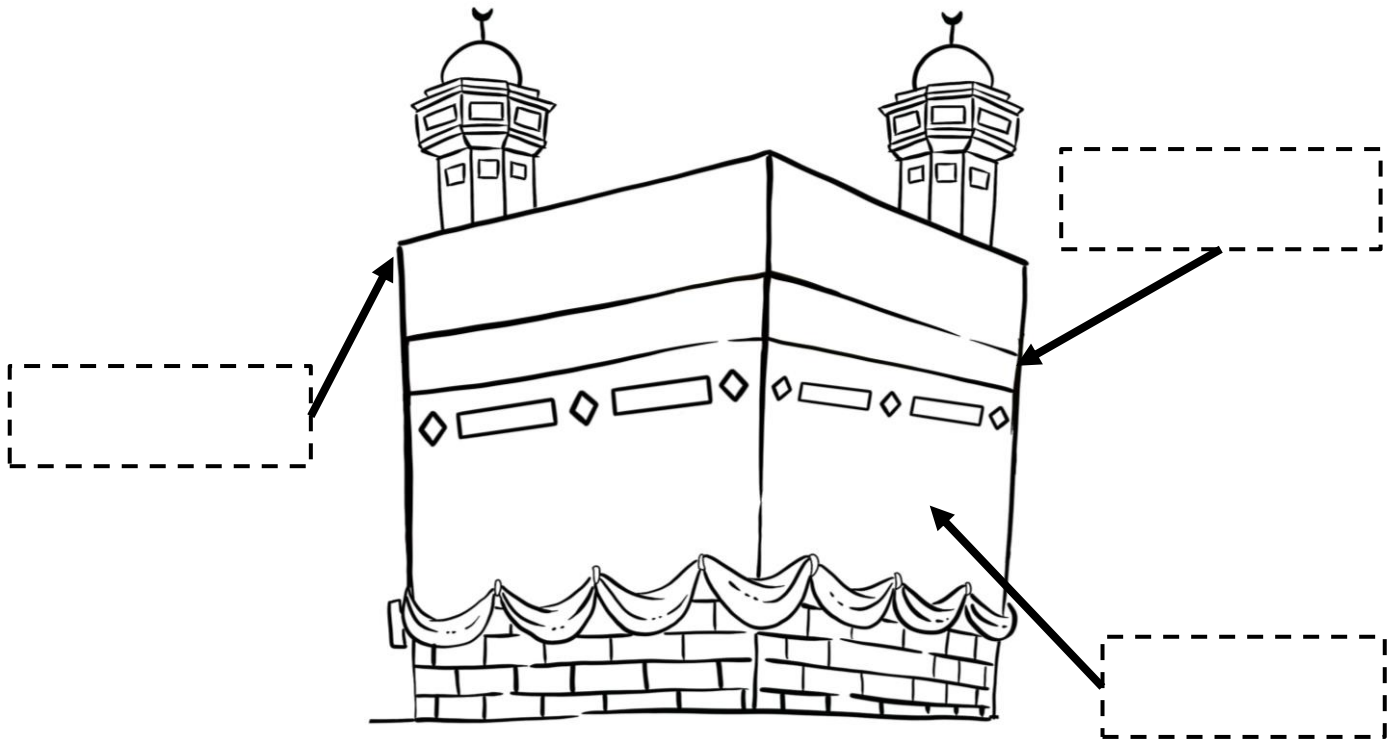


Primary ilm

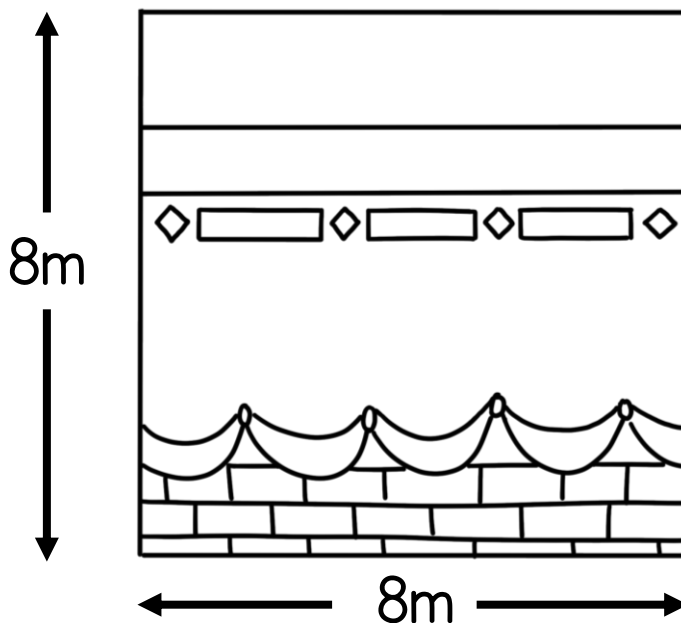
Islamically integrated Area, Volume and Perimeter worksheets
 Includes sheets on coordinates
 Extra maths practise sheets included

The Ka'bah

The Ka'bah is in the shape of a cuboid. A cuboid is a 3D rectangular shape. Can you label the Ka'bah using the following 3D shape keywords: Face, Vertex and Edge.



Can you work out the area of the square face on the Ka'bah?



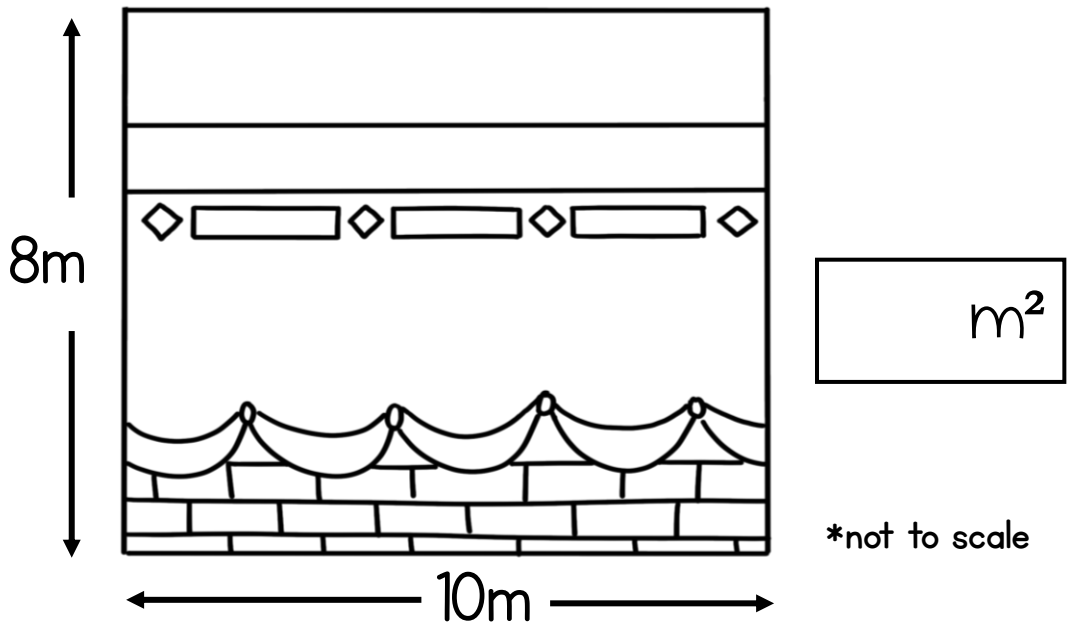
*not to scale



Area of a square = Base x Height

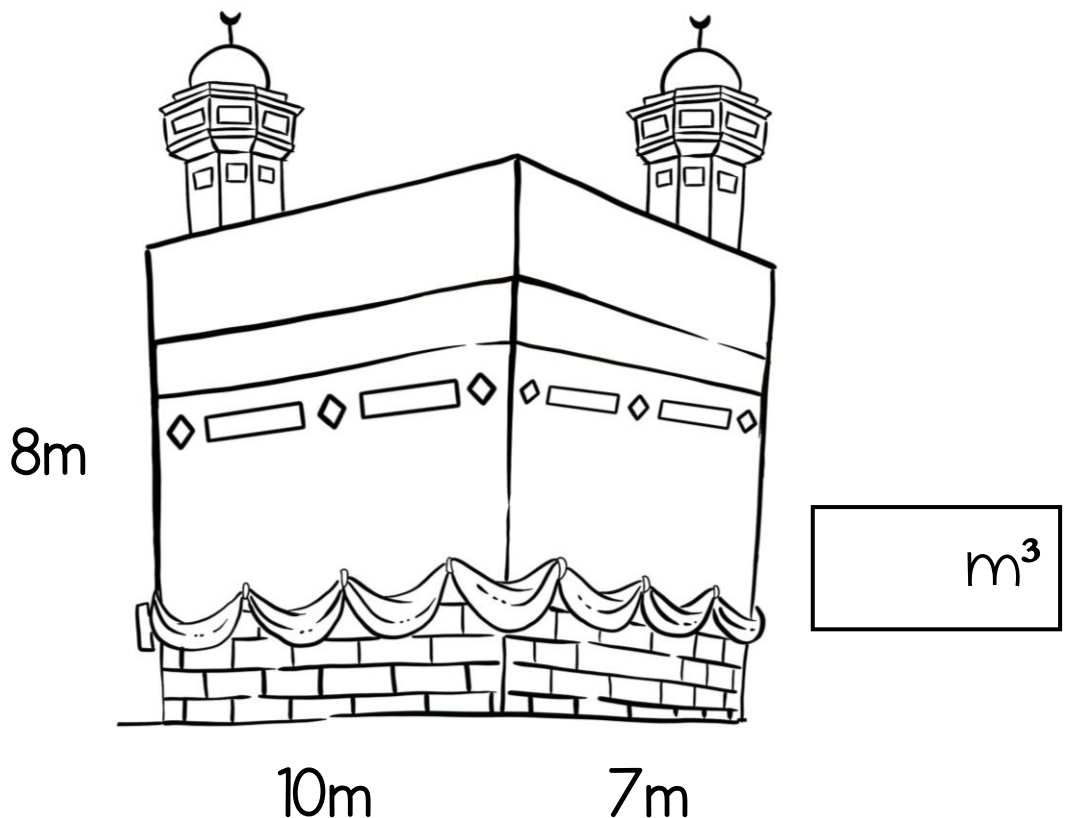
One side of the Ka'bah is slightly longer than the other. The shape is more rectangular. Can you work out the surface area of the rectangular side?

Area of a rectangle = Base x Height

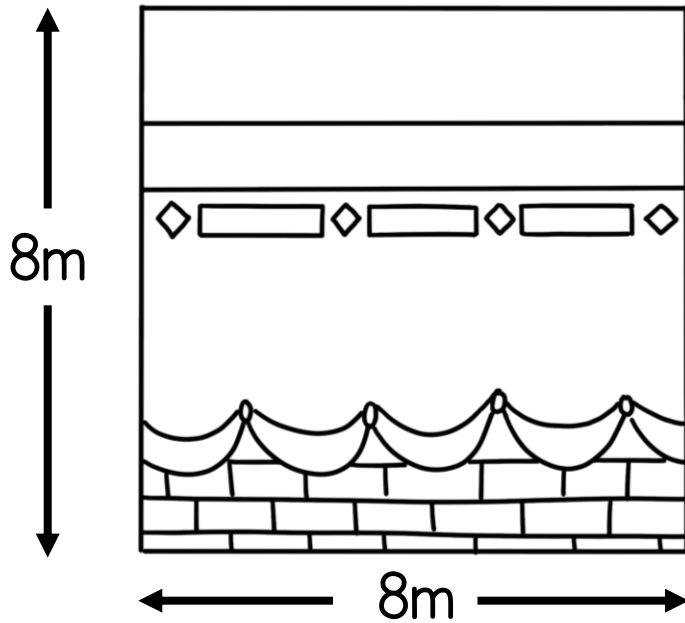


Volume of a cuboid = Length x Width x Height

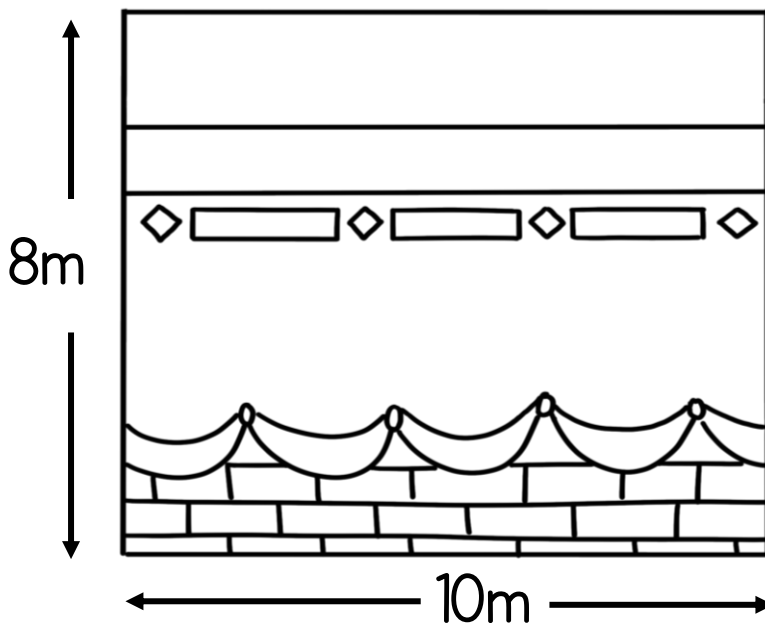
Volume of the Ka'bah = L x W x H



Perimeter is the entire length around a shape. Just add up all the sides to work out the total perimeter of the square side of the Ka'bah.



*not to scale

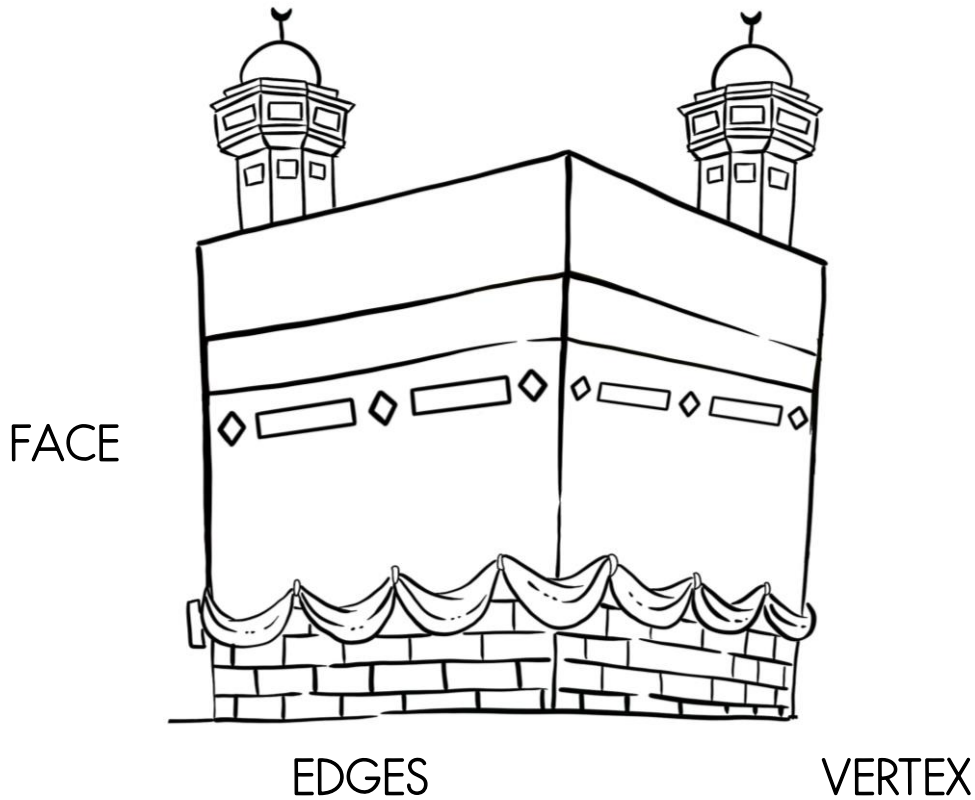


*not to scale



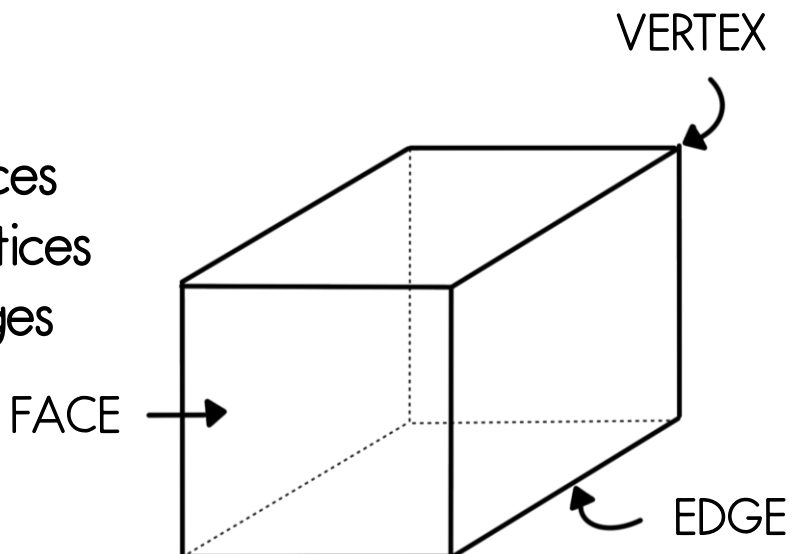
The Ka'bah

Draw arrows to show where the vertex, face and edges of the Ka'bah are. Use the picture at the bottom of the page if you need help.

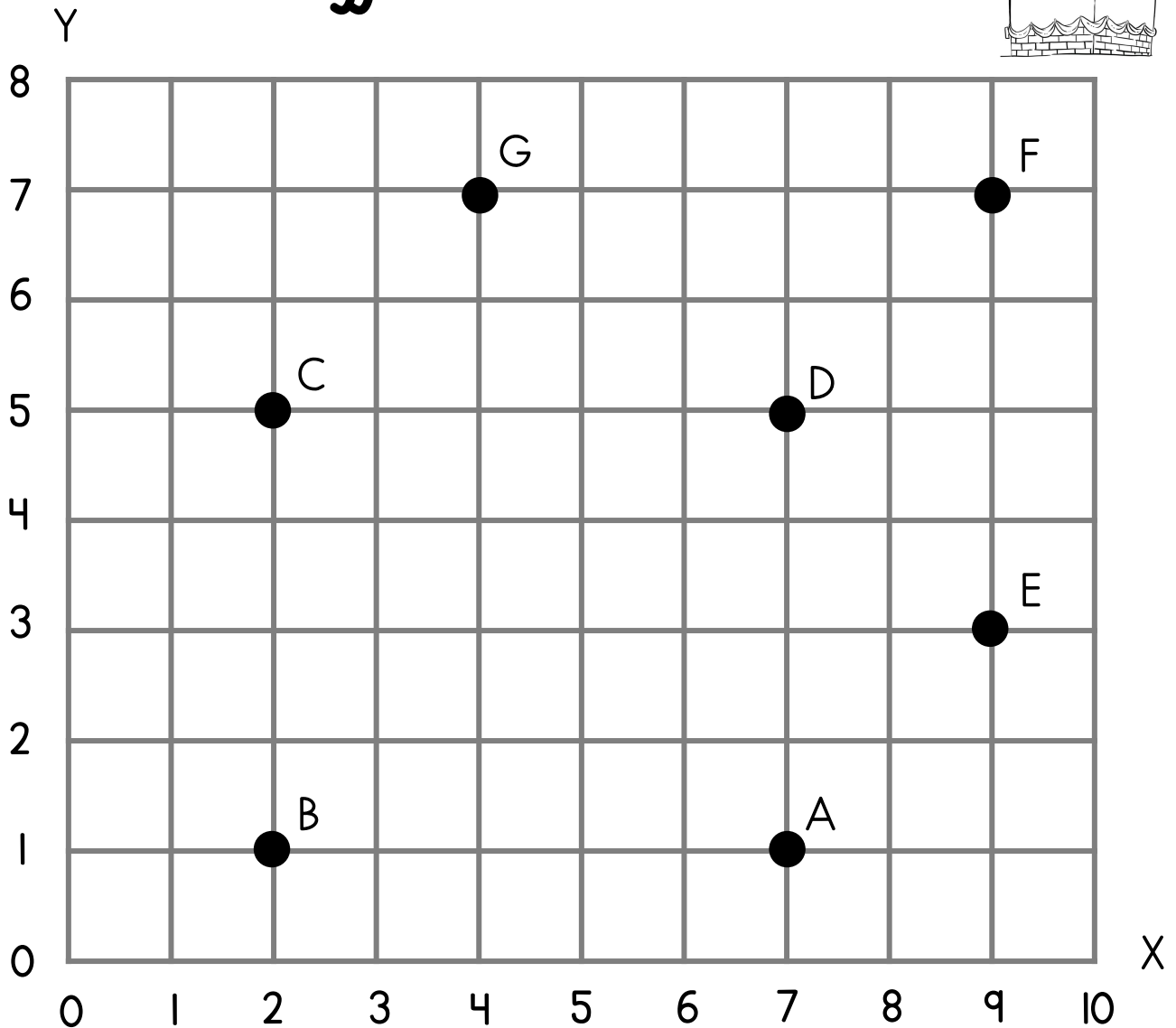



The Ka'bah is in the shape of a cuboid. A cuboid is a 3D rectangular shape. Look at the cuboid below and fill in the blanks.

Fill in the blanks below:
The Ka'bah has faces
The Ka'bah hasvertices
The Ka'bah hasedges



Hajj coordinates



$$A = (\dots, \dots)$$

$$E = (\dots, \dots)$$

$$B = (\dots, \dots)$$

$$F = (\dots, \dots)$$

$$C = (\dots, \dots)$$

$$G = (\dots, \dots)$$


$$D = (\dots, \dots)$$

First, find the coordinates. Then, using your pencil start at A, and join the letters in the following order:

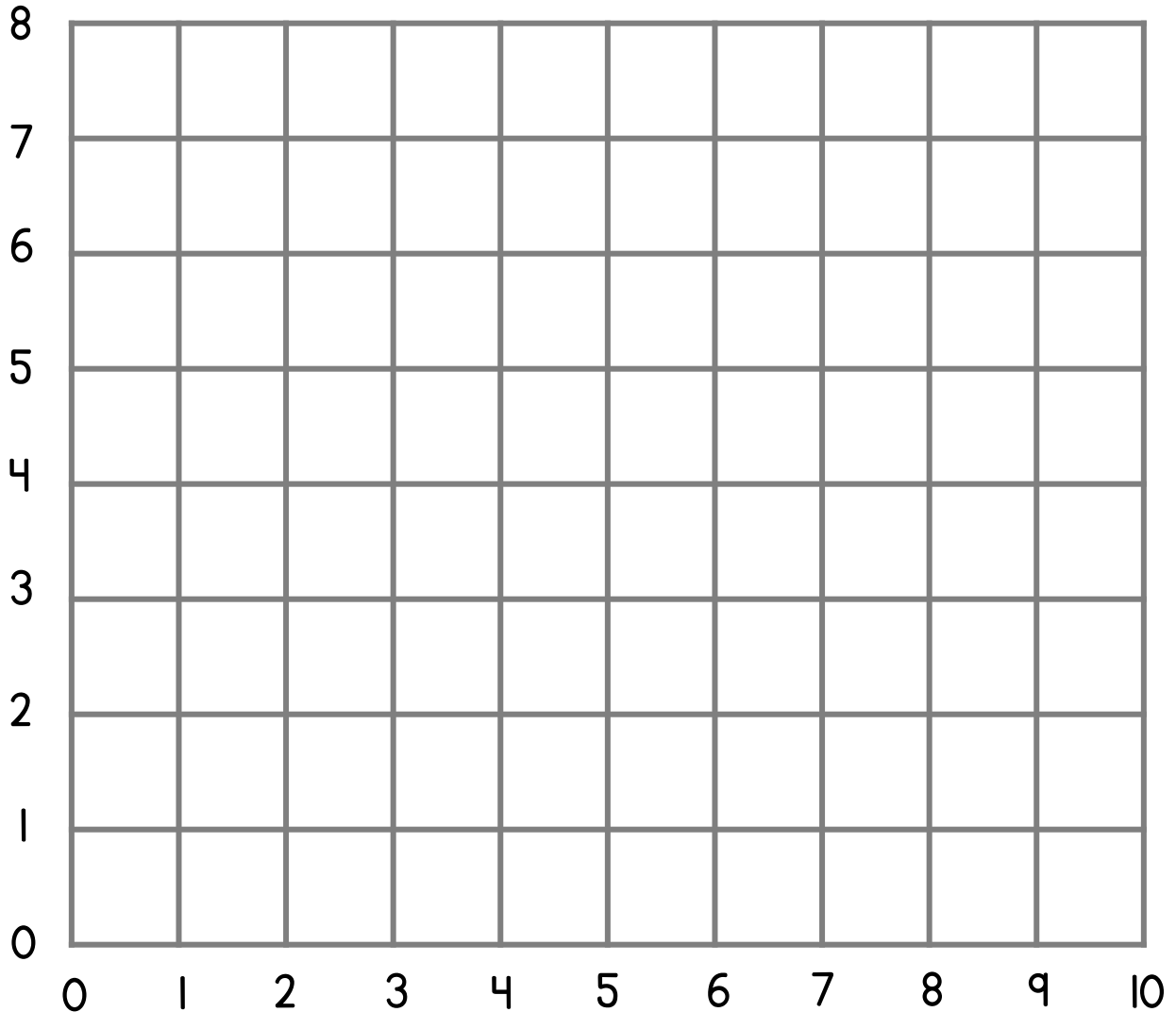
A, B, C, D, A, E, F, D, F, G, C

What is the hidden picture?

Hajj coordinates



First, plot the coordinates. Remember to go along the corridor and then up the stairs!



$A = (7,1)$ $D = (2,3)$ $G = (5,5)$ $J = (6,5)$
 $B = (4,1)$ $E = (3,5)$ $H = (6,3)$
 $C = (1,1)$ $F = (4,7)$ $I = (8,3)$

First, plot the coordinates. Then, using your pencil start at A, and join the letters in the following order:

A, B, C, D, E, F, G, H, A, I, J, F

What is the hidden picture?

TERMS OF USE

THIS RESOURCE IS ONLY TO BE USED BY MEMBERS OF PRIMARY ILM. THIS CAN BE USED FOR CHILDREN IN YOUR CLASS OR YOUR OWN CHILDREN FOR TEACHING PURPOSES PROVIDED YOU ARE A PRIMARY ILM MEMBER.

THIS RESOURCE CANNOT BE HOSTED ON ANY WEBSITE. THIS BOOKLET CANNOT BE EDITED AND LOGOS OR WEBSITE LINKS SHOULD NOT BE REMOVED.

FOR MULTIPLE USES ACROSS CLASSES OR MAKTABS, PLEASE CONTACT US VIA INSTAGRAM OR THROUGH THE WEBSITE.

TO KEEP UPDATED, PLEASE FOLLOW US ON INSTAGRAM, WHERE YOU WILL FIND UPDATES ON OTHER FREE RESOURCES: [HTTPS://WWW.INSTAGRAM.COM/PRIMARYILM](https://www.instagram.com/primaryilm)

JOIN OUR MEMBERSHIP, WHICH INCLUDES ACCESS TO OUR LIBRARY OF RESOURCES BY VISITING: [WWW.PRIMARYILM.COM](http://www.primaryilm.com)