
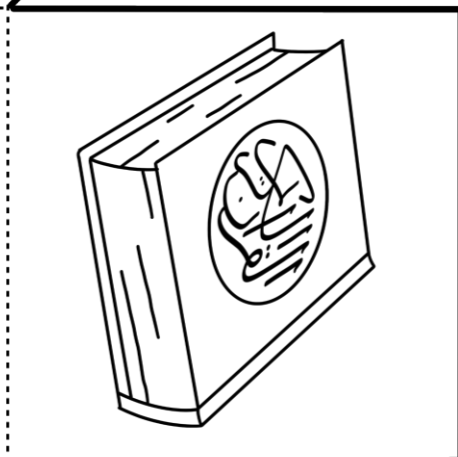
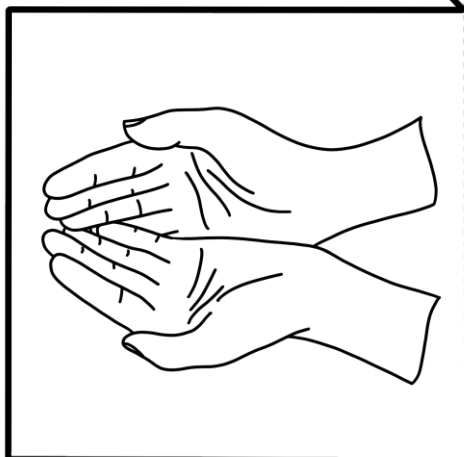



RAMADAN KAREEM



Print on to A4 card

Get children to colour in pictures

Cut along the solid lines only





Fold and assemble into a basket using glue or Sellotape

Get children to colour and cut the handle

Attach the handle using a stapler or Sellotape

Check our [Instagram](#) page for a full video tutorial

RAMADAN MUBARAK



Print on to A4 card

Get children to colour in pictures

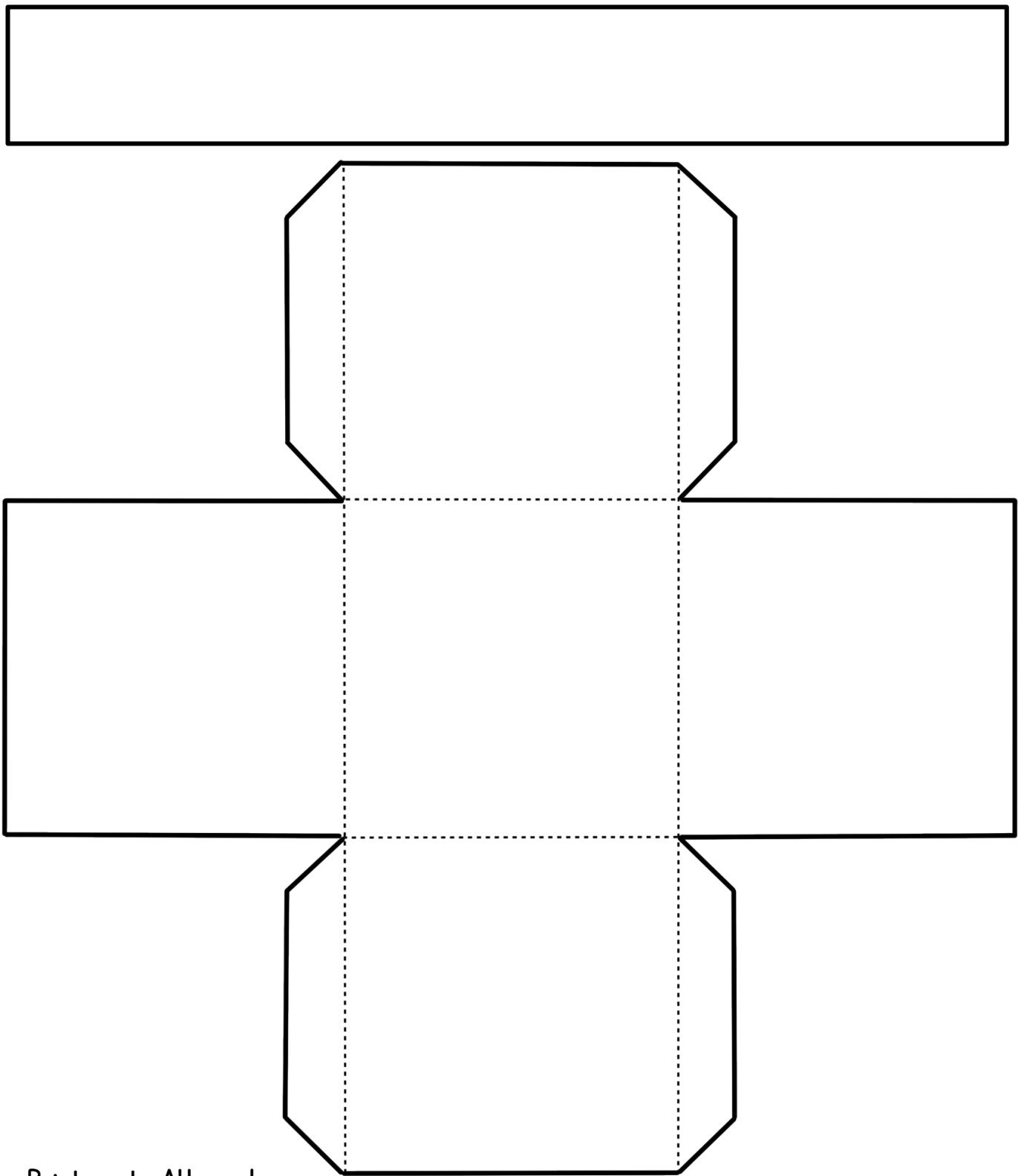
Cut along the solid lines only

Fold and assemble into a basket using glue or Sellotape

Get children to colour and cut the handle

Attach the handle using a stapler or Sellotape

Check our [Instagram](#) page for a full video tutorial



Print on to A4 card

Get children to colour in pictures

Cut along the solid lines only

Fold and assemble into a basket using glue or Sellotape

Get children to colour and cut the handle

Attach the handle using a stapler or Sellotape

Check our [Instagram](#) page for a full video tutorial